

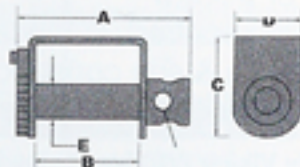


# WINCH STRAPS


<b>FLAT HOOK</b>  458P4X30-36	<b>BREAKING STRENGTH 15000 LBS. PER 4" STRAP</b> <b>WORK LOAD 5000 LBS.</b> Standard assemblies manufactured 4" x 27' and 4" x 30' Other lengths, widths and capacities custom-manufactured to specifications. Also available with HD webbing and various end fittings, see page 16.	<b>LOOP EYE</b>  458P4X30-LE

# TRAILER WINCH SPECIFICATIONS





ID CODE	A (inches)	B (inches)	C (inches)	D (inches)	WEIGHT (lbs.)	E mandrel diameter 1.90 for all winches	F take-up hole diameter .94 for all winches
182 (weld-on)	8 1/8	4 7/8	5 1/2	3 1/2	8.4		
182 P2 (portable)	8 1/8	4 7/8	5 1/2	3 1/2	9.6		
782 (weld-on)	8 1/8	4 7/8	3 7/8	4	7.7		
782 P (portable)	8 1/8	4 7/8	3 7/8	4	8.2		
882 (weld-on)	8 1/8	4 7/8	8 5/8	3 1/2	12.2		

# WINCH BARS

<b>STANDARD WINCH BAR</b>  ID CODE - 30 (painted) 31 (plated)	<b>COMBINATION WINCH BAR</b>  ID CODE - 32 (painted) 33 (plated)
--	---

# E-TRACK (BOTH AVAILABLE IN 5 FT. AND 10 FT. SECTIONS)

<b>PAINTED E-TRACK</b> ID CODE 5'-GN05 10'-GN10 	<b>GALVANIZED E-TRACK</b> ID CODE 5'-GV05 10'-GV10 
--	---

# TARP TIES

ID CODE	STRAP LENGTH	OVERALL LENGTH	INSTALLED LENGTH
210	10"	14"	15"-19"
215	15"	19"	21"-30"
221	21"	25"	28"-42"
231	31"	35"	39"-62"
241	40"	45"	50"-82"

**! WARNING!**  
 Refer to page 14. Cargo Control Important Warning!